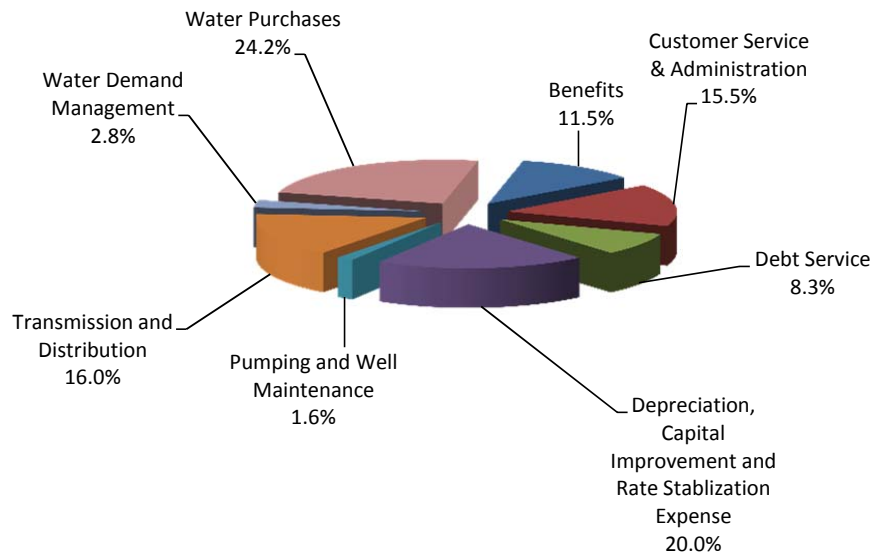


CITRUS HEIGHTS WATER DISTRICT **2012 OPERATING BUDGET SUMMARY**

Adopted: November 8, 2011

<u>Expense Category</u>	<i>2012 Adopted Budget</i>	<i>% Change 2012 vs. 2011</i>
Benefits	\$ 1,068,686	2.67%
Customer Service & Administration	1,441,825	-9.04%
Debt Service	771,756	0.59%
Depreciation, Capital Improvement and Rate Stablization Expense	1,855,000	42.69%
Pumping and Well Maintenance	149,252	4.37%
Transmission and Distribution	1,485,741	-5.65%
Water Demand Management	260,137	-0.13%
Water Purchases	2,243,355	-1.36%
	\$ 9,275,752	3.69%

CHWD 2012 Operating Budget by Category

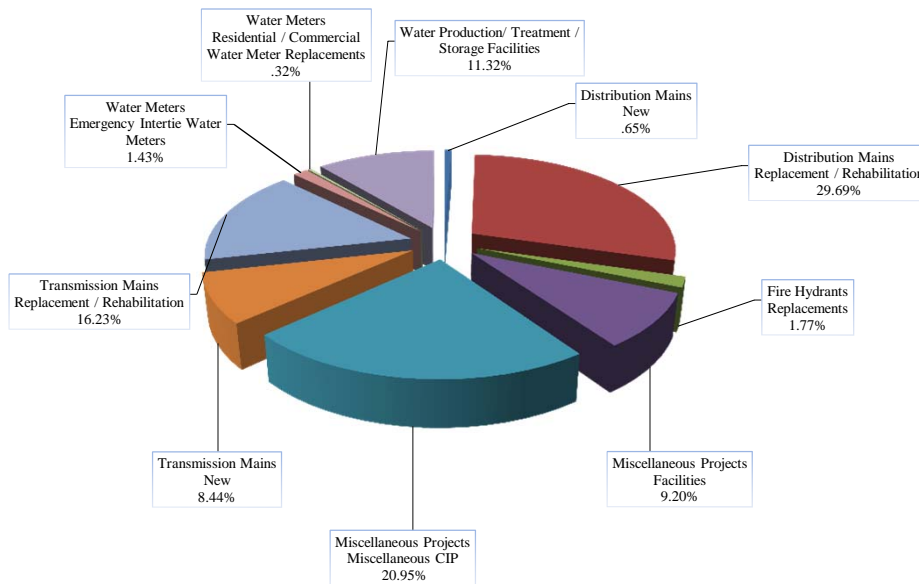


**Citrus Heights Water District
2012 CAPITAL PROJECTS BUDGET SUMMARY**

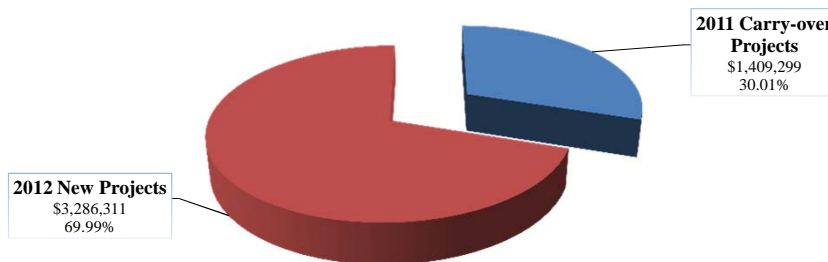
Adopted: November 8, 2011

Category	Original Project Budget	Actual Costs to date	% Complete	2012 Adopted
Distribution Mains - New	29,860	0	0.00%	29,860
Distribution Mains - Replacement / Rehabilitation	1,386,866	30,000	2.16%	1,356,867
Fire Hydrants - Replacement	80,880	0	0.00%	80,880
Miscellaneous Projects - Facilities	435,243	15,000	3.45%	420,243
Miscellaneous Projects - Miscellaneous CIP	1,083,474	0	0.00%	1,083,474
Transmission Mains - New	428,540	43,074	10.05%	385,466
Transmission Mains - Replacement / Rehabilitation	1,366,983	625,447	45.75%	741,537
Water Meters - Emergency Intertie Water Meters	65,390	0	0.00%	65,389
Water Meters - Residential / Commercial/ Water Meter Replacements	14,453	0	0.00%	14,453
Water Production / Treatment / Storage Facilities	517,442	0	0.00%	517,442
	5,409,131	713,521	13.19%	4,695,610

**CHWD 2012 Capital Improvement Budget
by Category**



Projects By Original Budget Year



CITRUS HEIGHTS WATER DISTRICT
2012 CAPITAL PROJECTS BUDGET - SUMMARY BY PROJECT

Adopted: November 8, 2011

Category	Project Number	Name	Original Project Budget	Actual Costs to date	% Complete	2012 Adopted
Water Meters - Emergency Intertie Water Meters	2011-01	Fair Way 12-in x 8-in	23,054	-	0.00%	23,054
Transmission Mains - Replacement / Rehabilitation	2011-03	Auburn Blvd 12-in	1,345,823	625,447	46.47%	720,376
Distribution Mains - Replacement / Rehabilitation	2011-05	Livoti Ave 8-in	174,516	15,000	8.60%	159,516
Distribution Mains - Replacement / Rehabilitation	2011-06	Antelope Rd 8-in	96,887	15,000	15.48%	81,887
Miscellaneous Projects- Facilities	2011-11	Building Equipment Upgrades	54,000	15,000	27.78%	39,000
Transmission Mains - New	2011-17	Old Auburn Rd 18 in	428,540	43,074	10.05%	385,466
Transmission Mains - Replacement / Rehabilitation	2012-01	CTP (Cooperative Transmission Pipeline) Valve Actuator Repair Project by San Juan Water District	21,160	-	0.00%	21,160
Distribution Mains - Replacement / Rehabilitation	2012-02	Livoti Tract 8-in	327,957	-	0.00%	327,957
Distribution Mains - Replacement / Rehabilitation	2012-03	Auburn Blvd - Watson Way	590,259	-	0.00%	590,259
Distribution Mains - Replacement / Rehabilitation	2012-04	Baird Way 8-in & 6-in	86,509	-	0.00%	86,509
Distribution Mains - Replacement / Rehabilitation	2012-05	Northlea Way 6-in	110,739	-	0.00%	110,739
Distribution Mains - New	2012-06	Kalamazoo Dr 8-in	29,860	-	0.00%	29,860
Water Meters-Emergency Intertie Water Meters	2012-09	Blossom Hill Dr 6-in x 10-in	23,623	-	0.00%	23,623
Water Meters-Emergency Intertie Water Meters	2012-10	Crestmont Ave 6-in	18,713	-	0.00%	18,713
Water Production/ Treatment/ Storage Facilities	2012-11	Groundwater Well No. 13 Design	499,442	-	0.00%	499,442
Water Meters-Residential / Commercial/ Water Meter Replacements	2012-12	Replacement of Existing Water Meters	14,453	-	0.00%	14,453
Miscellaneous Projects- Facilities	2012-13	Administration Building & Entry/Security Improvements	325,000	-	0.00%	325,000
Miscellaneous Projects-Miscellaneous CIP	2012-14	Technology Improvements (Replacements)	61,500	-	0.00%	61,500
Fire Hydrants - Replacement	2012-15	Fire Hydrants - Replacement	80,880	-	0.00%	80,880
Miscellaneous Projects- Facilities	2012-16	Annual Corporation Yard Improvements	56,243	-	0.00%	56,243
Miscellaneous Projects-Miscellaneous CIP	2012-17	Water Service Connections, New and Replacement	525,435	-	0.00%	525,435
Miscellaneous Projects-Miscellaneous CIP	2012-18	Replacement Misc. Field Operations Equipment	191,250	-	0.00%	191,250
Miscellaneous Projects-Miscellaneous CIP	2012-19	Main Pipeline replacements	11,993	-	0.00%	11,993
Miscellaneous Projects-Miscellaneous CIP	2012-20	Valve replacement	33,497	-	0.00%	33,497
Water Production/ Treatment/ Storage Facilities	2012-21	Well Improvements	18,000	-	0.00%	18,000
Miscellaneous Projects-Miscellaneous CIP	2012-22	Salaries - Project Mgmt & Engineering (non-project specific)	259,798	-	0.00%	259,798
			5,409,131	713,521	13.19%	4,695,610

2011 Carry-Over Capital Project Total	2,122,820	713,521	33.61%	1,409,299
2012 New Capital Project Total	3,286,311	-	0.00%	3,286,311